

Issue No. 231

Sept 2016



Presidents Report

G'day all Woodies,

Spring is here with its welcome change to the Range weather; I will admit I miss sitting in front of the fire of an evening with a nice red.

Our 20th anniversary celebration is now behind us and I believe it was a huge success, thanks to the hard work of the organising committee and all the willing helpers in setting up, manning the bar and of course cleaning up afterwards. Special thanks to V.P. John Henderson for the great job he did as MC, and Hamish, Keith and Brian for their running around organising chairs, marquees etc. It was great to see our patrons attend and for us to know we can rely on their continuing support and assistance.

Our next event is the Santa Shop on 3rd and 4th December in the St. Mary's Church hall on the town green. This will be held to coincide with the "Lighting of the Lights" and we have been asked again to make the small gifts we made last year. So all you turners, if you have spare turning time, more small Christmas trees would be appreciated. If anyone has a good idea for other small wooden gifts that are easy to make, please let us know. Most importantly though, we need plenty of sale items for the event. Hopefully, the public will open their wallets (as it is Christmas) and spend up big.

As a fund raiser, could you consider, if making a few of a particular sale item, make one extra and donate it to the Club for sale? The Toy Boys & Girls always put some of their toys in for sale by the club. Thanks Hugh!

The Management Committee decided to participate again in the Australia Day event at the Maleny Show Ground and Lionel Tilley has agreed to coordinate this event. This is an event where we show the public (along with all the other community groups in the district) exactly what we are about. It is all about promotion of the Guild.

Another decision taken by the Committee was to reorganise the Club's turning tool management. The suggestion is to box all the turning tools in sets, sharpen them correctly, and issue them to Club members for use. The reason for this decision is to provide better care of the Club's assets while still providing the necessary tools for turners who do not have their own tools and use of those owned by the Club. We are asking for volunteers to set this system up. If you are interested, please talk to any of the Management Committee.

Presidents Report continued

Brian Holdsworth had a particularly nasty accident recently and is home now recovering after a stint in hospital. From all the members, Brian, we wish you a speedy recovery and hope you are back with us at the shed soon.

I do know what it means to get a full knee replacement (both done now) so to Graham and Don, all my best wishes for a speedy recovery. I can say from experience that there is a light at the end of the tunnel and hopefully, you will both be glad of the journey undertaken. To all other woodies not feeling well, we wish you a speedy recovery as well and look forward to seeing you again soon at the

WOODIES 20th ANNIVERSARY CELEBRATIONS


On Sunday 11 September 2016, the Blackall Range Woodcrafters Guild (the “Woodies”) celebrated their 20th year as an incorporated association with a luncheon at the Woodies’ shed at Montville.

The 135 guests included Andrew Powell MP, Member for Glasshouse; Peter Wellington MP, Speaker of the House; and Sunshine Coast Councillor Jenny McKay, along with many of the life members of the Club including our own Audrey Kelly Member # 3, long term and many new members.

Acknowledging the many past and present members who were enjoying the celebrations, Peter Wellington, who was instrumental in organising the funding for the existing shed in the first ten years, told the packed house “I am proud to be associated with the Woodies, as many of them have supported local communities who have benefited from the generosity of the Woodies. More importantly they support each other.”

A 20th birthday cake, created and baked by one of the ladies present, was ceremoniously cut by one of our longest serving members (#2) and one of our newer members. See photo.

The day was fine and unlike the previous days when it rained, all underfoot was dry.




**The
STAIR
COMPANY**

A Division of Trafalgar Projects Pty. Ltd. ACN 008 502 663

Unit 1, 34 Page St., Kunda Park, Qld 4556
Tel 5445 2189
 Fax 5445 6392
 E. admin@thestaircompany.com.au
 Post P.O. Box 5332 Maroochydore BC 4558

ALL ABRASIVES
INDUSTRIAL ABRASIVES SUPPLIER



DAVID BLACK
PROPRIETOR

Phone: (07) 5443 9211
 Phone: (07) 5443 9527
 Mobile: 0413 945 798
 Fax: (07) 5443 5714
 4/20 Kayleigh Drive
 Maroochydore Qld 4558

WOODIES 20th ANNIVERSARY CELEBRATIONS

Our special thanks to all who contributed to the success of the day, especially John Henderson and his team, the crew manning the bar, the people from "Spit Roast" as well as those members who helped put up and pull down all of the facilities. Thank you again.



A very special birthday cake. 20 years of celebrations. We saw some Woodies squeezing some of the timber parts to see if they were the cake!!



24 hour Fast Glass Replacement

Mobile: 0427 943 733
Phone: 5494 3733 Fax: 5494 3473
6 Lawyer Street, Maleny

**MIGHTY HELPFUL
MITRE 10 TIMBER and HARDWARE
MALENY**

"For all your hardware needs"

Phone 5494 2466

10% Discount to BRWG



A happy crowd in the marquee.



Ceremoniously cutting the cake. (The electric lead for the chain saw didn't reach).



Words of congratulations from Councillor Jenny McKay



John Henderson at the back with a vote of thanks for the "bar staff".



John Muller receiving congratulations from Peter Wellington MP.



Andrew Powell MP enjoying the celebrations



Glue squeeze-out.

When gluing pieces of wood together, some glue squeeze-out will usually happen when the clamps are tightened. Obviously squeeze out has to be removed, but ideally in a way which will not leave glue residue that will show when varnish or lacquer is applied. Woodies by their natures are innovative and different ways are preferred according to experience and attitude. Some say “Just scrape it off when it’s dry, I’m going to paint it anyway.” Others have learned to be fastidious, knowing that the slightest trace will show up later. Most of us are in the middle somewhere and we try to minimise the problem.

Wiping it while still wet with a dry rag will spread it out and make the problem worse. Wiping glue with a wet rag while it is still wet will certainly minimise the problem but it will leave a trace of glue on some woods, particularly the porous ones, which will still show under some finishes.

Taking it off with a sharp chisel when it is mostly dry is often effective but the glue will have penetrated the surface fibres; enough to show, because it will act as a barrier to contrast the slight but desirable colour darkening when the finish is absorbed into the wood. Chiselling it off when dry is a popular way, but this runs the risk of breaking out bits of the surface which will lead to attempts to repair later.

Rub it out with sawdust while wet. This is a good way of getting rid of squeeze out without damaging the wood, the sawdust absorbs the glue and can easily be rubbed away. However glue that has penetrated the surface will still be there and the same problem will show.

Lacquer is very forgiving of this problem, but a plan to use oil, wax, polyurethane, or French Polish is not so forgiving.

What to do?

When we built the carved red cedar doors for the Maleny Community Centre we wiped the squeeze out with wet rags thinking we got it all, but when the wiping dried we could still see the remaining glue film which would show under the polyurethane finish. The carved trees were OK but they had a halo of glue film around them.

I came up with a radical solution but it worked. I took one of the wet rags we had been using which still had a trace of glue in it and wiped the remaining untouched cedar ply. This evened out the problem and when clear polyurethane enhanced the cedar colour, wiped glue could not be detected.

This to some will appear to be too fastidious, but when attempting a perfect finish on a piece of furniture destined to become a family heirloom, this little trick is worth remembering.



Two incidents were reported this month, both involving the Hammer table saw.

A member allowed a length of wood being sawn to lift at the back of the blade to be picked up by the teeth and kicked back at high speed, into the annex near the kiln. Luckily no one else was in the line of fire at the time. This happens from time to time, and again we must remind members using the machine to:

- A. Stand to one side of the cutting line and the piece being cut.
- B. Use two push sticks if necessary, one to advance the piece into the blade, and the second to prevent the piece from being picked up by the rising teeth at the back of the blade and forcefully kicked out.
- C. Ensure that the piece being cut (between the blade and the fence) is moved fully past the blade, to avoid kick back. **DO NOT** allow the piece to sit between the blade and fence while you switch the saw off, as it only has to move fractionally to catch the blade and kick back. Do a Google search on 'table saw kick back' to find a lot of useful information on the subject.
- D. If you are not sure of the technique needed, ask the Shed Captain for the day for advice. The Shed Captain will be pleased to help you because member safety is our number one priority and some incidents occur through failure to understand the forces involved.

The second incident remains a mystery. Traces of blood were found on the same machine at the end of another session. A member had hurt himself or herself either on the machine or perhaps on a sharp timber edge and had left without reporting it. We must stress again that any incident, or the near miss of an incident, must be reported to the Shed Captain so that procedures can be amended to avoid a repeat.

Would all Shed Captains please note that any incident must be reported in the **DAY BOOK** which is placed for convenience on the meeting room table, and also **THE INCIDENT BOOK** which is kept on top of the first aid cabinet.





Club Events Calendar from Rick Vickers

WOODTURNING DEMONSTRATION

The Club has most fortunate to be able to arrange for renowned Australian woodturner and turning demonstrator, Ian 'Robbo' Robertson, of Cobb & Co Woodturning from Victoria to attend for a two day workshop on **Monday 14 & Tuesday 15 November, 2016**. Monday will be a general woodturning demonstration, and Tuesday will be for more specific tuition.

This is a significant achievement for the Club, but of course it comes at a cost. If you are interested in attending to improve your turning skills with the assistance of one of Australia's best, please complete the Expression of Interest sheet on the Notice Board, from which the cost per member can be determined.

CHRISTMAS PARTY

A reminder of the Christmas Dinner, at Flaxton Gardens, 6 pm Saturday 10 December, 2016. If you have not booked, do so now, before it is the silly season and suddenly it is time to attend !

Maintenance Report *By Graham Bradford*



Nothing of significance to report this month. The usual items have been serviced or replaced, which of course is an expense to the Club.

If you see any item in need of maintenance, please report it to the Shed Captain. Early intervention can save increased repair costs, and maintain equipment in a much more serviceable, and safe, condition.

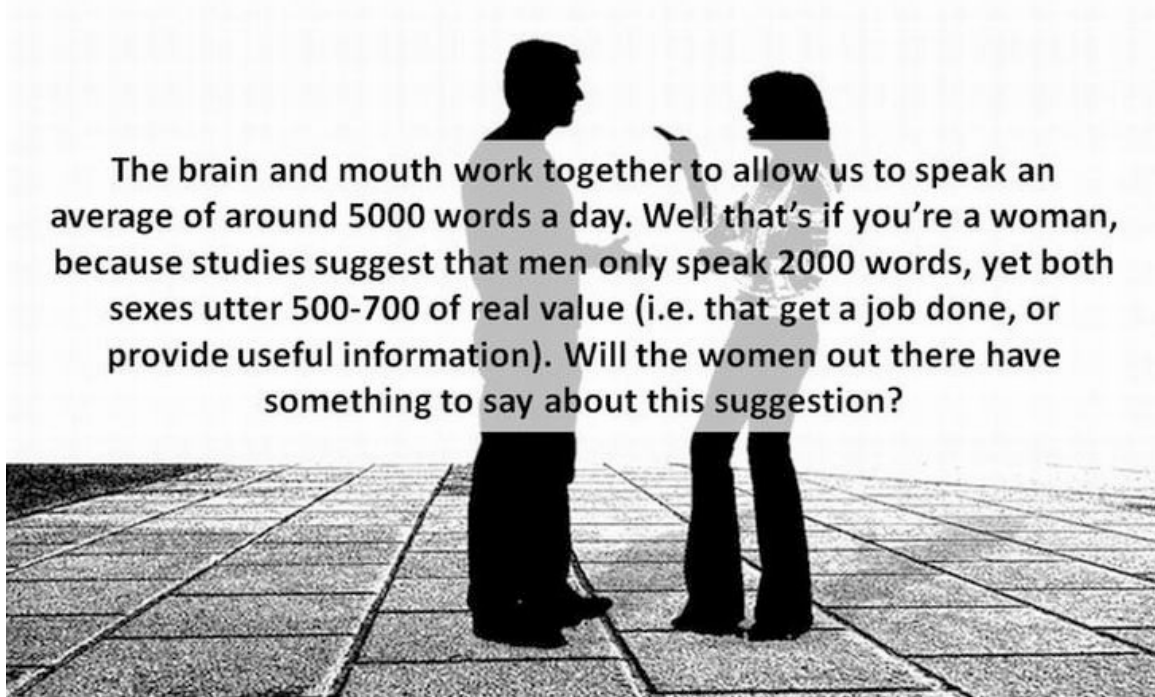
Around The Shed

Speaking of sheds, you will all now be aware of the increasingly urgent need for an additional shed as our membership continues to grow. New shed equals money, which is all that is now missing.

When you attend the shed, and use the equipment, **PLEASE** pay the correct amount for that use, as it all goes to improving the facilities for you and every other member. Ten minutes use on three machines does not mean you pay for one machine. No doubt you do not want the embarrassment of the Shed Captain having to 'remind' you to pay for each machine you used, as the time for payment is that shown on the machine, 'or part thereof'.

CAMPBELL'S
UPHOLSTERY
 Phone : 5494 0133
 Fax : 5494 0133
Gary & Cheryle Campbell
 • Camper Trailers • Vehicle Interiors
 • Furniture Upholstery • Boat & 4WD Canopies
 Unit 7 / 47 Beerwah Parade, Beerwah 4519 Queensland

Editor's Note : The following views are not necessarily those of the Editor or the Club !



MAPLETON HARDWARE
Your handy hardware store.

Come in and see us for all your hardware needs.
Hand Tools, Sleepers, Power Tools, Drill Bits, Paint and Stains.
Plus Plumbing and General Hardware

Open 7 Days

Rob, Toni and Laurie

Cnr Obi Obi Rd & Esna Walk
MAPLETON
Phone 5445 7773

Shed Times 8.00 - 11.30	
Monday	General Activities
Tuesday	Turning & Carving
Wednesday	General Workshop & Toys
Thursday	Furniture & Joinery
Friday	General Activities
Saturday	General Act. & Demo's

Who's Who in BRWG Inc. 2015 - 16		
Patrons - Andrew Powell MP, Mark Jamieson - Mayor SCRC and Cr Jenny McKay		
President	John Muller	0418 871 946
Vice President	John Henderson	0481 339 814
Secretary	Graham Beaumont	0449 081 092
Asst. Secretary	Dave Edmond	5478 6932
Treasurer	Brian Harris	5445 7921
Asst. Treasurer	Lindsay Thomas	
Newsletter Editors	Greg McCosker, G Beaumont	
Website Editor	Dave Edmond	5478 6932
Publicity Officer	Trevor Jorgensen	
Recruitment Officers	Dave Banister, Lionel Tilley, Tom Black, Jeff Harrison, Dave Edmond.	
Activity Officers	Ray Curry, John Drew, John Clarke, Warne Wilson Dave Banister, Keith Muirhead, Brian Harris, Max Barrenger	
Safety Officers	Dave Banister, Warne Wilson	
First Aid Officer	John Drewe	
Events Organiser	Rick Vickers	0408 663 842
Shed Managers	Graham Bradford, Bruce Chapman(0422 927 032)	
Amenity Officer	Hamish Borthwick	
House Officer	Jan Clements	
Purchasing Officer	Rob Otto	
Training Officers	Sarah Odgers, Nigel Cundy	
Librarian	Brian Holdsworth	
Timber Management	John Holland, Ron Donald, Ron Rothwell. Bruce Chapman	

Shed Captain Roster - October 2016											
Monday		Tuesday		Wednesday		Thursday		Friday		Saturday	
										1	Warne Wilson
3	Lionel Tilley	4	Greg McCosker	5	AM Rob Otto PM Warne Wilson	6	John Holland	7	George Blowers	8	John Henderson
10	Dave Banister	11	Tom Black	12	AM Dave Banister PM Keith Carter	13	Spike Bettega	14	Hamish B/wick	15	Keith Muirhead
17	Brian Harris	18	Bruce Chapman	19	AM Leigh Boynton PM John Henderson	20	Ray Bryant	21	Dave Edmond	22	Graham Bradford
24	John Muller	25	Dave Southern	26	AM Rob Otto PM Warne Wilson	27	John Drewe	28	John Muller	29	Warne Wilson

Shed Captain Roster - November 2016											
Monday		Tuesday		Wednesday		Thursday		Friday		Saturday	
31	Lionel Tilley	1	Greg McCosker	2	AM Dave Banister PM Keith Carter	3	John Holland	4	George Blowers	5	John Henderson
7	Dave Banister	8	Tom Black	9	AM Max Barrenger PM Max Barrenger	10	Spike Bettega	11	Hamish B/wick	12	Keith Muirhead
14	Brian Harris	15	Bruce Chapman	16	AM Leigh Boynton PM John Henderson	17	Ray Bryant	18	Dave Edmond	19	Graham Bradford
21	John Muller	22	Dave Southern	23	AM Rob Otto PM Warne Wilson	24	John Drewe	25	John Muller	26	Warne Wilson
28	Lionel Tilley	29	Greg McCosker	30	AM Max Barrenger PM John Henderson						