



Flitch 'n Chips

Issue No. 280
November, 2020

NEW MEMBERS

211 Kelli Dendle
(Kelli was an old member and used old number, 211)
769 Simon James Buckle
770 Victor James Robba
771 Michael Gerard Dorahy
772 Brendan Patrick Kelly
773 Nathan John Wright
774 Chris Taylor
775 Robert James Forsyth
776 Jim Butler
777 Russell Turner

A very warm welcome to all these new and returning members.

PRESIDENT'S REPORT

G'day Woodies,

When Queensland win State of Origin, doesn't life seem to stabilise and return to almost normal!!!



This year has been an unusual one for the Club, firstly being closed altogether due to Covid, then reopening tentatively, seeing a large influx of new members and increased daily activities. I think we are all looking forward to the festive season more than usual this year. Have you started work on the Christmas presents you plan to make for friends and loved ones?

We have been busy in the last month with collecting timber, cutting up sample blocks for Hyne Timber, running courses and repairing equipment. Our Shed Managers have had a non stop run of repairs and replacements to deal with, but have handled things brilliantly.

At last week's Management Committee Meeting it was decided, to bring Membership in line with our Constitution, *"that the Management Committee remove any reference to a "couple's membership" as from 31st May, 2021 and that this matter be referred to the next General Meeting of the Guild. Further, that the practice of offering Couples Membership to new members as of 14th November 2020 cease. Further, that any member currently affected by this decision who avails themselves of Guild facilities and/or equipment will be required to pay the same membership fee as for other ordinary members for the 2021/22 financial year"*.

Other decisions -

-To purchase a new Woodman saw and that the existing saw be set up specifically for box making and similar joinery with specialised blades etc.

-A new drill press will be purchased to replace the GMC unit which has failed.

-Area outside Painters Shed to be concreted and new benches installed.

On 24th November, the area at the end of the John Henderson Shed, outside the kitchen, will be concreted, ready for the building of our Outdoor Entertainment/Meeting area. The material for this will arrive on 27th from Stratco and on the 30th November we ask for help from builders, labourers and footpath supervisors in the erection of the roof over this area. Furniture for this area will then be constructed from our supply of Hyne Glulam.

Because of the uncertainty surrounding holding our Santa Shop at Montville and a lack of volunteer organisers for running it in the Henderson Shed, it was decided not to run it this year.

In the new year it is planned to hold a visit to the Peachester Sawmill. It is proposed to have a tour of the mill working, followed by a lunch at the local cafe. The best day for the mill would be a Wednesday and we will have more info later.

And finally arrangements for our Christmas Luncheon have been finalised and this will be held at Flaxton Gardens on Saturday 12th Dec. Arrive at 12 midday for a Christmas Lunch. There will be tables of 10 so get together with your friends and book a table if you require. Tickets will be required and available at a reduced price of \$35 per person from Brian Harris at the Club from Monday, 23rd November.

And to any members who themselves or whose loved ones are not enjoying the best of health our thoughts are with you.

Max Barrenger
President

Maintenance Report *by John Isles*



1. Wadkin Bandsaw: Changed blade to a 1 tpi so as to cut glulam sample blocks for Hyne Timber. This set up did an amazing job cutting glulam. Put back in place a piece of felt to assist with the dust collection
2. Hammer Panel Saw: Replaced components for the brake on this saw. Still need to do some fine adjustment for the braking
3. Woodman Table Saw: The motor was burnt out during operation of cutting glulam timber sample blocks for Hyne Timber. In my opinion fine dust has been conglomerating inside motor which caused overheating of motor windings and the centrifugal switch for the start windings to fail. New motor has been ordered for this saw.
4. Pedestal Drill Press: The motor on this drill has failed. The start capacitor failed and run capacitor is on its last legs. New drill press will be ordered. Nova Viking 16" Drill Press
5. Ordered steel for the extension of the timber storage area has arrived. Extension will commence as soon as Hyne Timber sample project is complete
6. Work Benches: All available space under benches has been converted to tool bag storage. It is good to see that these spaces are being used by members freeing up workspace on bench tops.
7. Just a reminder to all Guild Members; Please make sure that the piece of equipment that you use has come to a complete stop before leaving the machine. If it has a break, then use it to stop machine.
8. If you use a piece of equipment please clean the top and floor area after you have finished using it. If you walk away and leave it dirty, the next person to use it will do the same. What a mess we will end up with.



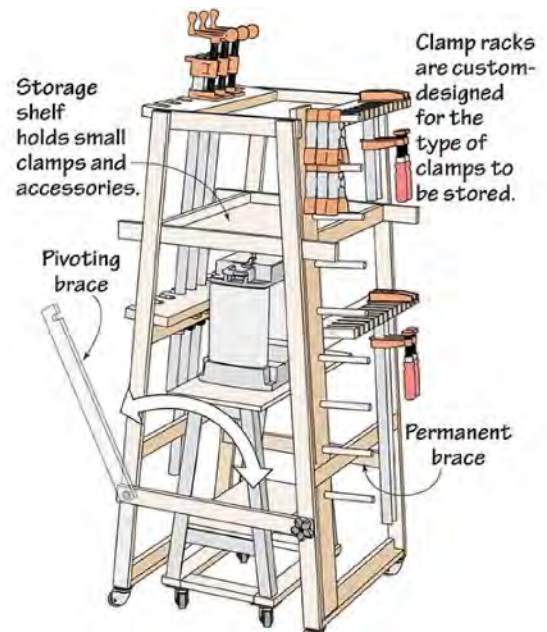


Cover-up clamp rack for added storage space

In my small shop, I needed a space-efficient storage solution for all my clamps. I found many plans for roll-around carts but couldn't justify the loss of usable floor space. So, I came up with an A-frame cart that parks over my benchtop planer stand. A brace on one end pivots up to allow rolling the rack away from the planer. Because I would need access to the inside area, I had to get creative with bracing for the legs. To make the rack more stable, I attached a shelf that just clears the top of my planer. A permanent brace on one end near the bottom further reinforces the rack.

For the opposite end, a similar brace pivots out of the way to allow access to the inside area. I attached the fixed end of the brace using a fender washer in between the leg and the brace with a carriage-bolt-and-lock-nut combination to keep the fit snug, yet loose enough to pivot. For the non-fixed end of the brace, I milled a slot. A long bolt in a threaded insert through the leg of the rack forms a stud for a knob. This makes it quick and easy to just twist the knob loose and pivot the brace out of the way. No hardware ever has to be removed, which means it can't get misplaced or lost. And with the brace locked in place, the clamp rack is rock-solid.

—Chris Desmarais, Raleigh, N.C.




The Wine Duffs
by Mike Peters

A REAL MAN IS A WOMAN'S BEST FRIEND. HE WILL REASSURE HER AND COMFORT HER. HE WILL INSPIRE HER TO DO NEW THINGS AND TO LIVE WITHOUT FEAR. MAKE HER FEEL SHE IS THE MOST BEAUTIFUL WOMAN IN THE ROOM AND ENABLE HER TO BE CONFIDENT, SEXY AND INVINCIBLE!



ALL ABRASIVES INDUSTRIAL ABRASIVES SUPPLIER



DAVID BLACK
PROPRIETOR



Phone: (07) 5443 9211
Phone: (07) 5443 9527
Mobile: 0413 945 798
Fax: (07) 5443 5714
4/20 Kayleigh Drive
Maroochydore Qld 4558



Robbie Palmer

24 hour Fast Glass Replacement

Mobile: 0427 943 733
Phone: 5494 3733 Fax: 5494 3473
6 Lawyer Street, Maleny



Safety Notes *by Russ Middlecoat*

It was brought to my notice that a lady member of another wood working club suffered a serious injury while using a thicknesser machine.

Apparently, the member was attempting to thickness a small piece of timber, too short to safely feed into or extract from the machine without reaching into the cutting zone of the machine.

The point I wish to make is that **all** machines and tools have limitations to their safe use. This incident is a timely reminder for everyone to consider these limitations. Obviously, in this case, the piece of timber was far too small to plane without the use of some form of accessory. A far better option would be to thickness a larger piece of timber and then cut to the desired size. The same cautions also apply when using the jointer machines.

Limitations as to what can be carried out on table saws, band saws, lathes, docking saws, routers, finishers (belt sander) etc. must be observed. Not to do so may result in serious injury.

Don't push it!

Around the Shed



Scenes from the Mapleton
Forest trip in October.
Beautiful scenery!



Club Events Calendar

Hey! It's that time of the year again when the 'Woodies' have their Christmas Function. This year we return to the superb Flaxton Gardens on 12th December at 12 midday this time, where we have exclusive use of their dining room for a Covid safe 100 guests.



*So make a note, Flaxton Gardens on Saturday 12th Dec
Arrive at 12pm midday for a Christmas Lunch.*

There will be tables of 10 so get together with your friends and book a table if you require. Tickets will be required and available at a reduced price of \$35 per person from Brian Harris from November 23rd

New Set of 2020 Emojis Unveiled





A group of us girls recently celebrated Julie's birthday at Flaxton Barn. We had a really fun time. And here's the birthday girl in all her finery!!!
HAPPY BIRTHDAY JULIE






I thought this was a really neat and simple design for a Tapas or Hors d'oeuvres serving tray. I'm sure you could find other uses for it as well if you altered the dimensions. It knocks down so takes less room to store. Well done, Geoff! You can also place dips below if you'd like to.

This beautiful lamp was constructed, using Kumiko woodworking technique, by one of our newer members, Gary Emmett. What a masterpiece! We've been asking him to run a course on this technique and he's happy to do so. Isn't that wonderful?!!!!



I.e. "One small step for man, One giant step for mankind!"





When Dave Purcell was given a block of Mango wood he put his imagination into gear and turned a box within a box within a box and topped it with a lid. Good work!

One of our members, Steve Chandler, recently married his beautiful wife, Tiffany, on 21st September. Julie and Peter were witnesses. We wish Steve and Tiffany a wonderful life together.



Max presented a corn hole board and Finiska sets to Wishlist

Busy on Hyne glum samples.






We recently held a Farewell Get together for one of our favourite members, John Clarke. We wish you all the best for your future John and we're going to miss you mate.



Two trophies and a shield made for the SES by BRWG

Sarah Odger's plucky little dog, "Ricky", named after Ricky Ponting, trying to find a rat or mouse in the club. Unfortunately for him, none were found.



COURSES AND DEMONSTRATIONS



BRIAN HARRIS ran a demonstration on how to use the Mortising drill earlier this month so now we can put it to use again. Thanks Brian

Frank Bizley has continued to teach members how to use the Wadkin's Bandsaw safely and to then accredit them. Thanks Frank

Phil Lane has an ongoing box-making class, Max has a Christmas decorations scroll saw class and Leigh continues to teach turning. Thanks guys.

Who's Who in BRWG Inc 2018 - 2019		
PATRONS ; Andrew POWELL, Winston JOHNSON, Andrew WALLACE		
President	Max BARRENGER	
Vice President	David EDMOND	
Secretary	John MULLER	
Asst Secretary	John MACLAREN	
Treasurer	Tony GALLWEY	5478 6932
Asst Treasurer	Julie BREEN	
Newsletter Editor	Pam McLEOD	
Website Manager	David EDMOND	
Publicity Officer	Graham BEAUMONT	
Recruitment Officers	Sarah ODGERS, John MULLER, Dave BANISTER, Julie BREEN & Keith MUIRHEAD	
Training / Demo Officers	Phil LANE	
Safety Officers	Russ MIDDLECOAT & Sarah ODGERS	
Welfare Officers	Pam McLEOD	
Events Organiser	Rick VICKERS	
Shed Managers	John ISLES & Terry O'CONNOR	0409 050 418
Provider	Vicki SHULEY	
Purchasing Officer	Keith MUIRHEAD	
Projects Officer	Keiran SIMPSON	
Librarian	Max BARRENGER	
Social Media	Sarah ODGERS & Micheal BROSANAN	
Timber Management	Bruce CHAPMAN & Ron DONALD	
MVA Sportsground Committee Representatives	John MULLER	



