

# Flitch 'n Chips



## OUT-GOING VICE PRESIDENT'S REPORT

Issue 290.  
August, 2021



As most of you know our outgoing president, David Edmond, has managed to dodge his duty of handing over the reins to the incoming committee so unfortunately you are going to have to do with me for the next 10 minutes, if I go longer Tony threatened to string me up. It has been another successful year for the club, we have not only survived through COVID, we have thrived. I remember Greg McCosker mentioning recently that he doesn't know of another organisation that's available for 6 days a week, when you add the pandemic to that equation it's nothing short of amazing. From a membership perspective we have managed to increase our numbers by over 50, which is a record, again this is truly remarkable.

### Improvements to operations

- o Made our banking system more efficient by moving our account from BOQ to Suncorp.
- o Made changes to the constitution to align membership categories.
- o Made changes to constitution to allow voting by email.
- o Re-fined the new member enrolment system.

### From the perspective of improvements to our dwellings we have

- o Concreted the back of the paint area.
- o Constructed the outdoor area to the Henderson shed.
- o Increased storage for our timber stocks.
- o Provided an area for toolboxes under our benches.

### Improvements to equipment have been

- o Refurbishment of the Wadkin saw into a more functional piece of equipment.
- o New drill presses for both sheds.
- o A Marquetry donkey.
- o New table saw for box making.
- o And a replacement to the Hammer saw is on order.

### From a social perspective

- o Visit to the Peachester sawmill.
- o Visit to Jim Hall's work at the Peachester heritage centre.
- o Visit to Mapleton forest.
- o Collation of our guild history.

Hosted our own very successful open day which was put together at very short notice by a very capable team under the management of Vicki Shuley.

### Community Projects completed \ delivered

- o Nambour Hospital Workbench.
- o Nambour Hospital Bus Stop.
- o Montville State School Picnic Tables.
- o Montville State School Buddy Bench.
- o Hyne Timber Samples.
- o Rowing Queensland Trophy Boxes.


- o Multimedia Display Cabinets for Mapleton Library.
- o Trophies for Maleny Lions Club.
- o Honour Boards for Nambour Golf Club.
- o Honour Boards for Montville Tennis Club.
- o Bar Top for Montville Tennis Club.
- o Refurbishment of Wish List sponsors display wall.
- o Trophies and Shield for SES.
- o Lectern for Maleny District Sports & Recreation Club.

I would like to finally recognise the massive effort of the people that keep this Club running.


- o The shed managers that have done an exceptional job of keeping the machines up and running and providing advice to committee on new purchases.
- o Our milling and timber committee that provide us with the raw materials we need to function, also behind the scenes of keeping ears to the ground for available logs. Collection and delivering of those logs.
- o Our Shed captains that turn up every day to unlock, supervise and shut down so that we can all enjoy the club.
- o Our course coordinators, demonstrators and tutors for providing valuable insight, knowledge, and time to other members.
- o Our equally important ancillary positions for the Newsletter, Event's Organisers, Health and Safety, Recruitment, Paint Shed crew, Purchasing Officer and Providore.
- o Of course, our hard-working Toy Boys!
- o Finally, every member that has contributed to the club in some shape or form, from helping a fellow member to Allan directing cars in the pouring rain at our open day! I would like to end by thanking the outgoing committee for all the hard work they have done for the club over the year, you have all been fantastic. And I want to congratulate the incoming committee and wish them the same success for the coming year!

**Graham Beaumont**  
Vice President.

And from the PRESIDENT  
3 new Life memberships were voted in  
at the AGM.



Julie Breen joined BRWG On 6th June 2012 and when she does find time for woodwork, she does a beautiful job. However most of her time at the Club is spent mentoring others, signing up new members, sorting out finances or dancing on the roof of the Henderson Shed. No job is too hard for Julie and there's always a smile.



Vicki Shuley joined BRWG on 13th October 2012 and has proved herself as a capable and creative woodworker but also as a valuable contributor to Club activities. This was showcased in October last year when Vicki acted as coordinator for one of the Club's most successful public events, our two day Open Days and Club Competition held in the John Henderson Shed for the first time, and, during Covid restrictions.




Don Meredith joined BRWG on 7th January 2006 and very soon became a popular member who always had a smile and a joke to share. Don quickly became a Toy Boy and spent many years crafting children's toys for the Club's donation to the Salvation Army Christmas Appeal.

## Maintenance Report *by John Isles*

- **Carbatec 15" Thicknesser:** It was reported that this thicknesser was cutting as it should. Removing covers revealed that 10 cutter inserts had been destroyed. The way the cutters were destroyed would indicate that a piece of timber may have had a foreign object in it when passed through the cutters. Another possibility is that timber with several knots in was being thicknessed. The knots in timber will rise up above the timber surface which can cause problems with cutters such chipping, breaking or dulling the cutting edge of the cutters. The cost of these cutters is around \$8.00 each and this machine has 75 cutters.
- **Hammer Jointer:** Rotated the spiral head cutter inserts on this machine. The costs of these inserts is \$10.00 each and there are 47 inserts on this machine.

- **Gifkin Dovetail Kit:** Found the TGF5 finger joint router bit without the bearing. It can't be used without this bearing (see photo). Please report any damaged equipment to shed captain or manager so it can be replaced. Don't put it back in the box. Cost of new router \$60.00. So, the F5 finger jointer is out of action until a new router bit arrives. It has to come from NSW so who knows when that will be with Covid in NSW.





- **Workshop:** The standard of cleaning equipment after you use it has fallen over the past 6 weeks. So pick up your game and get back into the habit of cleaning the machine after you use it - this also includes the floor around the equipment. If you leave it the next person will leave it etc etc. For table saws and the panel saw - I would ask you to return the blade below the table before leaving the machine.

### Some tips for using the Thicknessers.

- Check the piece of timber and see if it is concave or convex. A warped piece of timber really isn't suitable to put through the thicknesser. All the thicknesser will do is follow the contours of the timber.
- Use either of the jointers to flatten the piece of timber before putting timber through the thicknesser
- If it is a long piece of timber and you will be using short lengths, then cut the timber before using the jointer or thicknesser. It is much easier to be dealing with shorter lengths when jointing or thicknessing. It can also eliminate some of the concave and convex issues.
- Measure the piece of timber and find the thickest section and set the thicknesser to start at this height. If you find that the first pass doesn't remove much timber, then lower the cutting head a ½ a turn then put timber through again continue to do this until cutters are fully engaged across the timber. **DON'T LOWER THE CUTTING HEAD DOWN TO MEET THE TIMBER WHILE IT IS PASSING UNDER THE CUTTERS.**
- If you hear the thicknesser bogging down during its process, then re-evaluate the depth you are trying to remove. Try a shallower cut. Smaller cuts will give you a better finish and it is much easier on the cutters.
- If it is a thick piece of timber say 50mm+ and is warped, then consider using the Wood Wizz to flatten a surface before using the thicknesser. Remember if you are not accredited to use it then get yourself accredited.
- Check out the video below.

[https://m.youtube.com/watch?v=p\\_mtD3kqFzQ](https://m.youtube.com/watch?v=p_mtD3kqFzQ)

[Shed Manager](#)  
[John Isles](#)

Philippa's latest course, which involves both pyrography and painting. It looks like they are all enjoying themselves. Remember these classes are held on a Friday. Please sign up if you are interested.



Thank you  
Philippa!

## RED CEDAR

By RON TURNER

I recently had reason to have a red cedar felled on my property; so I immediately contacted the timber managers at the club. Quite the professional outfit they are!! Bruce Chapman arranged to have my log picked up (by Michael Brosnan) and transported to the milling shed. There, I was advised by Ron Donald, as to how the log should be slabbed, as there appeared to be a section which may contain 'rot'. Then he and his off-siders proceeded to mill the log, with a minimum of fuss, but quite efficiently. They stacked the slabs conveniently so I could collect and transport them back home.




I had recently had a full knee replacement surgery, so felt quite helpless during the whole procedure. Finally, I must acknowledge my wife and a very generous neighbour for their assistance, stacking and racking the slabs.



### ALL ABRASIVES INDUSTRIAL ABRASIVES SUPPLIER



DAVID BLACK  
PROPRIETOR



Phone: (07) 5443 9211  
Phone: (07) 5443 9527  
Mobile: 0413 945 798  
Fax: (07) 5443 5714  
4/20 Kayleigh Drive  
Maroochydore Qld 4558





Here's a homemade steady rest system I've created for woodturning. I built it using the wheels and mounts from a pair of old in-line skates. I fashioned the articulated joints for each of the three rests from hardwood and bolts. They mount to my Excelsior mini lathe's bed using 150-lb breakaway [Magswitch magnets](#) I purchased from Rockler.



Once the rests are positioned and the magnets are turned on, tightening the bolts on the rests holds the wheels in place against a bowl or spindle. The system works great, and it can easily be retrofitted to any lathe.

– Al Fletcher  
Mahtomedi, Minnesota

## OUR NEW MANAGEMENT COMMITTEE

PRESIDENT: MAX BARRENGER  
VICE PRESIDENT: JULIE BREEN  
TREASURER: TONY GALLWEY  
SECRETARY: GRAHAM BEAUMONT



A BIG thank you to you all  
for standing up for election.  
We all wish you well.



## Around the Shed



John Holland (General Manager Thursday Crew)

The Thursday crew recently made two picnic benches for Montville School, which were gratefully received and are very popular with the kids at the school.

Also, the Thursday crew - John Holland, John Drewe, Ian Colpoys, Roger Scott and Dave Banister as master painter, capably led by Project Manager Kev Devlin (also master "Buddy Bench" router) recently finished two benches, one for Andrew Powell / Montville School, and the other for Nambour Rotary, which are still at the shed. We are waiting for the plaque for the Buddy Bench before it is delivered to the school.


(Thank you guys for all the wonderful work you do for the community.)



And a sad farewell to our outgoing President and great friend, Dave Edmond. We do hope you're enjoying the cold weather down in Victoria Dave.

We told you so!!!!!!

And speaking of cold, here's the view from John Clarke's house in Huonville, Tasmania!!!







There are two items which may be of interest to members:

FOR SALE: ITEMS FROM AN EX BUILDERS ESTATE.

SINGLE PHASE ELECTRIC CONCRETE MIXER

DRAWING BOARD

Available for inspection at Balmoral Ridge by phoning 0418 871 946.

Prices on both items by negotiation.



Mystery item:  
Who knows what  
this is and what it  
is used for?



## Mitre 10

**TIMBER AND HARDWARE, MALENY**

"For all your Hardware needs"

Phone 5494 2466

5% Discount to BRWG



## A request from Sarah Odgers for members

Hello fellow Woodies. After approaching the last management committee I was given the go ahead to run a school holidays program through my business Chip Off The Block Sanctuary to aid the toy boys to have more toys ready for donation. I am inviting my students, their families, friends and any other members of the public to attend my shed over 6 days to sand, assemble and paint new toys for donation through the club for our annual drive for the Salvation Army Christmas Toy Appeal.

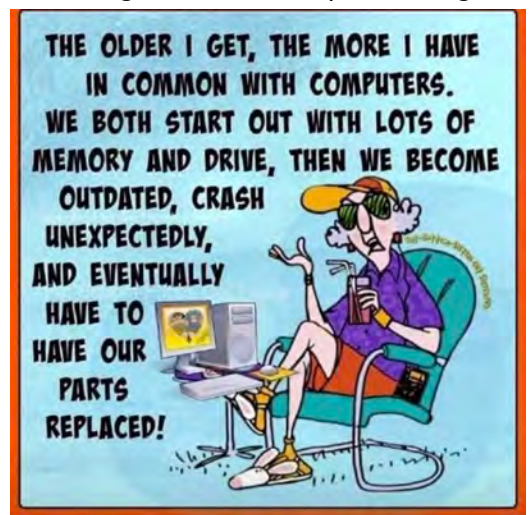
One of my 11 year old students, Louis, took it upon himself to write to Bunnings to request donations of supplies, including timber, glue, paint and sand paper for the program. With the help of Greg McCosker as our last secretary, Bunnings has in fact approved the request and so I am in the process of creating an actual wish list for them.

I am also inviting all members of the Woodies to come along for an hour or a day or more to help the attendees and our toy boys to have a really magnificent donation this year. I will be running a free sausage sizzle for attendees, will have soft drinks on sale and I am running raffle with the prize being a terms classes for a student, valued at \$250-\$350.

The sessions will run from 9am - 3pm, Monday 20, Tuesday 21, Wednesday 22, Monday 27, Tuesday 28 and Wednesday 29 September. You are also welcome to bring along any guests to participate. This is a free program open to anyone over the age of 4.

Also, if anyone is available to prepare the timber (ie. cutting to size and readying for assembly, without sanding) please let myself know. I have been working with Hugh to come up with a few projects for the program.

Thank you to everyone!



Two stunning grazing boards by Dave Southern. Absolutely beautiful!







Dave Slatter has made this beautiful table with Dave Southern supervising. Congratulations Dave for such beautiful work.

gum... Snow gum, Bogong High Plains, Vic



**carbatec**<sup>®</sup>  
THE HOME OF WOODWORKING

### Who's Who in BRWG Inc 2020-2021

Patrons - Andrew Powell MP, Andrew Wallace MP, Winston Johnston (Local Councillor)

President	Max BARRENGER	
Vice President	Julie BREEN	
Secretary	Graham BEAUMONT	
Asst Secretary		
Treasurer	Tony GALLWEY	54459554
Asst Treasurer	Danny NOLAN	
Newsletter Editor	Pam McLEOD	
Website Manager	David EDMOND	
Publicity Officer		
Recruitment Officers	Sarah ODGERS, Julie BREEN, Graham BEAUMONT, Peter MACBETH, David Slatter(Co-Ord)	
Training / Demo Officers		
Safety Officers	Sarah ODGERS	
Welfare Officers	Pam McLEOD	
Events Organiser	Rick VICKERS	
Shed Managers	John ISLES & Kev DEVLIN	0409 050 418
Providor	Kelli DENDLE and Sarah WINDLE	
Purchasing Officer		
Projects Officer	Kev DEVLIN	
Librarian	Max BARRENGER	
Social Media	Sarah ODGERS	
Timber Management	Bruce CHAPMAN & Ron DONALD	
MVA Sportsground Committee Representatives	Geoff COUGHLIN	