

## President's Report

Welcome Woodies,

I would like to thank those who have come forward and assisted in so many ways through the year to keep the Guild functioning. Without your help we would not be able to conduct some events, work on our projects with the variety of machinery available and improve our woodworking skills. This has occurred through thoughtful instruction, demonstration and guidance from more experienced members. Hopefully we will have even more assistance next year as we embark on some new projects. Many hands to make light work.



The Christmas Lunch. I hope you all enjoyed the day, even getting there through the storms was a challenge. Congratulations to those members who have made an outstanding contribution, amongst many, this year. Specifically: Shed Captain of the Year- Darryl Kajewski, Contributions to Club Activities - Rob Forsyth, Training Services -Steve Squires and Pursuit of Excellence - Kev Devlin. All deserving of the recognition with a train load of others just behind them in making this a great organisation to be in.

Accreditation process. Thanks to John and Kev , you can now check on your own accreditation status on the laptop in the reception area. Simply enter your name or number and see if you are up to date and/or need a refresher or accreditation with the advent of new equipment.

I urge all of you to get accredited or at least a check on the following four types of machines if your last accreditation date is a bit dated, perhaps before COVID hit us. We want to see 80% of all members current in accreditation on the following machines hopefully by March 2025: a.bandsaws b. jointers c. thicknessers d. table saws

I will have an update soon for you on the current actions around the cancellation of the Wood Expo for May 2025. There are a lot of behind the scenes discussions underway so I will provide you with that information as soon as it is confirmed. Hopefully the iconic event can be reinstated in some form next year.

We now have an NBN connection. This will allow us a more reliable WIFI for all those You Tube videos to make the perfect woodcraft items or how to maintain your tools in the workshop.

For those recovering from illness or just feeling unwell, we are thinking of your recovery and a return to the Sheds.

We wish you all a very Merry Christmas, enjoy your families. Stay safe and see you all in 2025.

Regards

Rick Vickers  
BRWG President  
0408 663 842  
[president@blackallrangewoodies.org.au](mailto:president@blackallrangewoodies.org.au)

## Shed Managers' Report

December 2024

Another busy month equipment-wise.

### Maintenance:

The significant items have been:

- The up-cut saw (DS-1) is now back in action.
- The Sherwood Router (RT-1) is also back in action, and we were pleased that this was a no-cost warranty claim.
- Another pleasing warranty claim was the repairs to one of our Makita 12V drills.
- The Jet Bandsaw (B-1) had a broken blade replaced, and was re-adjusted. Seems to be operating well now, but remember that this machine is particularly intolerant of any backing out while running. Please switch off before backing out.
- The Wadkin Bandsaw (B-5) was also adjusted, and seems to be running a lot truer now.
- The Overhead filters were cleaned. Please remember to turn these on each day. They do an important job of mopping any light dust that escapes the main dust extraction system.
- We had to replace one of the templates on the Gifkin jig after it got damaged. Still having some issues calibrating the new template with shims. Good that it was reported though.
- The coffee machine was declared dead after many years of faithful service. See below for the replacement.

### Safety/Security

- The compressor was found to be left on twice over the period, which is a very disappointing result. Please check each day at close up time.
- Another significant kick back on Woodman #2 this period. This was doubly concerning, as the member thought they were accredited, but turned out not to be. See below for some initiatives to avoid this re-happening.
- The office was left closed, but unlocked overnight.
- The EFTPOS system was down one morning. This was eventually traced to a power breaker being out, so if it re-occurs, that might be worth checking.
-

## New Equipment

A new coffee machine has been installed in the Henderson Shed. As it is a little different to the old one, it will take some time for members to become fully familiar. Brian Harris will give an outline on Wed to the members present.

The Sherwood Router (RT-1) has now been fitted with an automated blast gate for the dust extraction. This will automatically open the dust port when the machine is powered up. This is the first of 6 automated gates that are being fitted to some of the major equipment in the Main Shed. Please do not touch any of the controls on the gates, or turn off the power supply to the sensors. After the system is bedded down, we will look into a better power supply arrangement for the gates and sensors. For your own interest, you can check the gate is working correctly by looking at the black and green tabs on the ends of the valve. Black means closed, and green means open.

You may also notice, that all the Club's equipment now has a unique number (Blue on a white background). This is intended to make these reports more meaningful to members, and also aid in any reporting of equipment repairs or replacements.

## Club Projects

Some progress has been made on the clean-up of the area to the immediate south of the Henderson Shed and Timber storage. Ian has located the relevant boundary lines, and Sherri has arranged for a Vegetation Control contractor to come and inspect area and formulate a comprehensive plan. This will be presented to the next Management Committee meeting. As noted last month, the major working bee will be in the New Year, once it cools a bit.

A start will soon occur on the pathways upgrade for the sheds. This will improve access, and eliminate a hazard for some of our older members, but will cause some disruption in the short term. Please bear with us.

## Accreditation Register

We have been trying for some time to get a workable solution to members being able to quickly check their current accreditation status. The present system where a list is on the wall of the sign-in room doesn't work well for a number of reasons. It is always a fair bit out of date, and it also is cumbersome to find your individual accreditations. We are working on a system where you would have access to the current file via a query screen on a laptop in the office. This would then print a summary page showing your current accreditation status. Bear with us, we will get it to work.

*Kev Devlin and Ted White*





# Shed Captains Roster

## SHED CAPTAINS ROSTER

DECEMBER 2024											
Monday		Tuesday		Wednesday		Thursday		Friday		Saturday	
2	John Muller	3		4	AM Julie Breen PM Keith Carter	5	Ray Bryant	6	Dave Slatter	7	Ian McKeague
9	Russell Middlecoat	10	Steve Squires	11	AM Tunji Beier PM-P Rich-S Ward	12	Kev Devlin	13	Robert Forsyth	14	Ron Turner
16	Robert Forsyth	17	Greg McCosker	18	AM Darryl Kajewski PM Neil Stenhouse	19	Don Lear	20	Michael Brosnan	21	Jacqui Porteous
23	Gary Emmett	24	Bruce Chapman	25	AM Dave Banister PM Keith Muirhead	26	John Isles	27	John MacLaren	28	Graham Beaumont
30	John Muller	31									

THE SHED WILL BE CLOSED ON THESE DAYS

A SHED CAPTAIN WILL BE REQUIRED ON THESE DAYS

## SHED CAPTAINS ROSTER

JANUARY 2025											
Monday		Tuesday		Wednesday		Thursday		Friday		Saturday	
				1	AM Julie Breen PM Keith Carter	2	Ray Bryant	3	Dave Slatter	4	Ian McKeague
6	Russell Middlecoat	7	Steve Squires	8	AM Tunji Beier PM-P Rich-S Ward	9	Kev Devlin	10	Robert Forsyth	11	Ron Turner
13	Robert Forsyth	14	Greg McCosker	15	AM Darryl Kajewski PM Neil Stenhouse	16	Don Lear	17	Michael Brosnan	18	Jacqui Porteous
20	Gary Emmett	21	Bruce Chapman	22	AM Dave Banister PM Keith Muirhead	23	John Isles	24	John MacLaren	25	Graham Beaumont
27	John Muller	28		29	AM Julie Breen PM Keith Carter	30	Ray Bryant	31	Dave Slatter		

It is the duty Capt's responsibility to arrange a substitute if he/she cannot be captain on the printed roster sheet

SHED CAPTAINS ROSTER - Dec-2024 - Jan-2025.xls

Ron Turner

## Woodies Acknowledge Sunshine Coast Council Grants



Proudly supported by  
Sunshine Coast Council's grants program

Blackall Range Woodcrafters Guild Inc has recently received some excellent support from Sunshine Coast Council by way of community grants. BRWG acknowledges the support of Council in defraying the cost of construction of a shed extension to house its new Woodwizz, which was donated by a long time woodworker who decided it was time to hang up his chisels. He very generously donated his woodwizz machine to BRWG. As the Woodies didn't have sufficient space for the donated woodwizz, Council came to the party and donated funds for the materials required. Woodies members donated their time, expertise and experience to construct the shed extension, as shown in the photo below.

John & Jim christen the new Woodwizz shed




Blackall Range Woodcrafters Guild Inc is grateful to have recently received a grant of \$7,500 from Sunshine Coast Council to build concrete pathways for the safety of members and visitors to its sheds at the Montville Sportsground.



# At the Sheds

Young Jim Butler recently donated templates for positioning the numbers on a clock to BRWG President Rick. The template on the left shows the hour positions on various circular clocks. The one on the right does the same for oval shaped clocks. Thank you, Jim.



Philippa, Dick & Ursula with samples of toys made by the Toy Team for the Salvos



**ALL ABRASIVES**  
INDUSTRIAL ABRASIVES SUPPLIER

**DAVID BLACK**  
PROPRIETOR

Phone: (07) 5443 5211  
Phone: (07) 6443 5527  
Mobile: 0412 949 799  
Fax: (07) 5443 5714  
120 Kayleigh Drive  
Maroochydore Qld 4558

**VSM** **FIX-O-VIT**  
**PERO** **MILTON**  
**INDASA** **3M**

**carbatec**  
THE HOME OF WOODWORKING

**Mitre 10**  
TIMBER AND  
HARDWARE, MALENY  
"For all your  
Hardware needs"  
Phone 5494  
2466

David Friend

## Encouraging the next generation.

On the evening of the 5th December Sarah, Yvette and I ran the Children's Xmas night at Bunnings store in Maroochydore. It was a huge success with Bunnings wanting us for next year. We had the paddles made from our own supply of timber. They were made by John Drew and other Woodies members. The children loved it and so did the parents,

Last year we made 50 Xmas tree paddles, and this year we made 70. I would like to thank Sarah and Yvette for their efforts, during the night. They were amazing, and the kids loved them.



Keith Carter





**Wet both surfaces.**  
To ensure the uniform wetting of the wood that aids glue penetration, apply glue to both surfaces.

## Tips on gluing

It is important to get even, continuous glue coverage on the surfaces to be bonded, so apply yellow glue to both surfaces when you can. This provides instant wetting of both surfaces without relying on pressure and surface flatness to transfer the glue from one surface to the other. You will, however, have to work fast as the open time for yellow glue can be around five minutes at a temperature of 70° F (21° C) and relative air humidity of 50%.

How long should the joint be subjected to clamp pressure? The time varies from species to species, with woods that have an even density across the growth rings, such as maple, requiring less time. But in general, the glueline reaches around 80% of its ultimate strength after 60 minutes of clamping. After this, joints can be released from the clamps, but the full glue strength won't develop for about 24 hours.


to apply about 450 lb. psi, then 27 multiplied by 450 equals a force of 12,150 lb. that must be applied. Using the average of the editors' clamping forces, this could be supplied by around nine heavy-duty bar clamps, a dozen 3/4-in. pipe clamps, or 26 quick-grip clamps. Obviously it would be hard to fit 26 clamps along a 36-in. board, so add some more powerful clamps if you have them. It's fine to mix and match types of clamp.

Just as important as the overall force is how it is distributed. You want even pressure along the whole glueline. This can be done in two ways. The force applied by a clamp radiates outward at 45° on either side, so you'll need to space the clamps so that the force from them just overlaps along the glueline.

When edge-gluing wide boards, such as for a tabletop, you can employ powerful clamps spaced widely, alternating the clamps above and below the workpiece to prevent the boards from bowing. If the glueline is close to the face of the clamp, such as when applying solid-wood edging to plywood, to avoid having a clamp placed every inch or two, you can use wide cauls that will spread the clamp pressure as well as protect the edge of the workpiece from the clamps. □

*Roman Rabiej, Ph.D., is a professor of industrial design at Western Michigan University in Kalamazoo, Mich.*

[www.finewoodworking.com](http://www.finewoodworking.com)




## HOW STRONG IS YOUR GUELINE?

Even if you have used the correct pressure, it is still reassuring to make sure that you are achieving well-glued joints. A simple test is to place a sharp chisel exactly on the glueline, and strike it with a mallet. A weak joint will split in the glueline, either because the glue was too thick or the glue didn't penetrate the wood correctly. The percentage of wood failure will be very low or nonexistent. A good joint will split mostly in the wood adjacent to the glueline.

**GLUE FAILURE**  
A poor joint fails along the glueline.

**WOOD FAILURE**  
A good joint fails in the wood.



John Muller



# Our Christmas Get Together



Clare and her sister Annie set up all the tables and Annie did the gorgeous floral arrangements for each table



One of the High School waiters who did a magnificent job.





Pete the Greek and assistant \_ the food was excellent



And of course there was Baklava!



Rob Forsyth being congratulated by Rick on receiving his reward



# Timber bits from Bruce Chapman

For the carvers bay 11 is white beech slabs of varying thickness from 30mm to 50mm

## For Sale

A list of the timbers available in each bay.

- 1- Red Cedar (new)
- 2- Red Cedar (new)
- 3- Hoop Pine
- 4- Silky Oak
- 5- Silky Oak
- 6- Silky Oak
- 7- Silky Oak
- 8- Silky Oak
- 9- Silky Oak
- 10- Candle Nut
- 11- White beech
- 12- Blue Gum
- 13-
- 14-
- 15-
- 16- Camphor Laurel
- 17- Camphor Laurel
- 18- Camphor Laurel
- 19- Camphor Laurel
- 20- Camphor Laurel
- 21- Camphor Laurel Slabs
- 22- Camphor Laurel
- 23-
- 24- She oak
- 25-
- 26-

## Drying Rack

**NOT AVAILABLE** for purchase. Timber here is stabilised after taken from kiln. Generally moved to sales area in one week. Please keep the front of this area clear. We need to access the timber here every Friday.

**WHO'S WHO BRWG inc 2024-2025**

Patrons - Andrew Powell MP, Andrew Wallace MP, Winston Johnston (Local Councillor)

President	Rick VICKERS
Vice President	Russ MIDDLECOAT
Secretary	Clare CAPP
Asst Secretary	David SLATER
Treasurer	Danny NOLAN
Asst Treasurer	Russ MIDDLECOAT
Newsletter Editor	Lesley MOTT
Website Manager	Tim KLINIC
Publicity Officers	David FRIEND
Recruitment Officers	David SLATER & Julie BREEN
Training / Demo Officer	Steve SQUIRES
Safety Officers	Ian McKEAGUE
Welfare Officers	
Events Organiser	Keith CARTER
Shed Managers	Kevin DEVLIN & Ted WHITE
Providor	Darryl KAJEWSKI
Purchasing Officer	Brian HARRIS
Projects Officer	Robert FORSYTH
Librarian	Robert FORSYTH
Social Media	Sarah ODGERS, Michael BROSNAN
Timber Management	Bruce CHAPMAN, Ron DONALD & Robert ROTHWELL
MVA Sportsground Committee Rep.	Keith CARTER, Danny NOLAN,
Grants Officer	David FRIEND
Shed Captains Roster	Ron TURNER



Official Newsletter of The Blackall Range Woodcrafters Guild Inc.

PO Box 150 Montville 4560

Email [newsletter@blackallrangewoodies.org.au](mailto:newsletter@blackallrangewoodies.org.au)